



### Descriptions

DB77E series is a LED pendant light with both direct and indirect lighting, which is designed for commercial and residential lighting interiors, available in lengths 2ft, 4ft & 8ft and can be continuous seamless runs to any length. The fixture also offers wattage adjustable and individual color temperature switching from 3500K, 4000K & 5000K both up and downlight that controlled separately.

### Applications

- Commercial area
- Residential area
- Convention center
- Office
- Lobby
- Hospitality
- Showroom
- Hotel

### Certificate

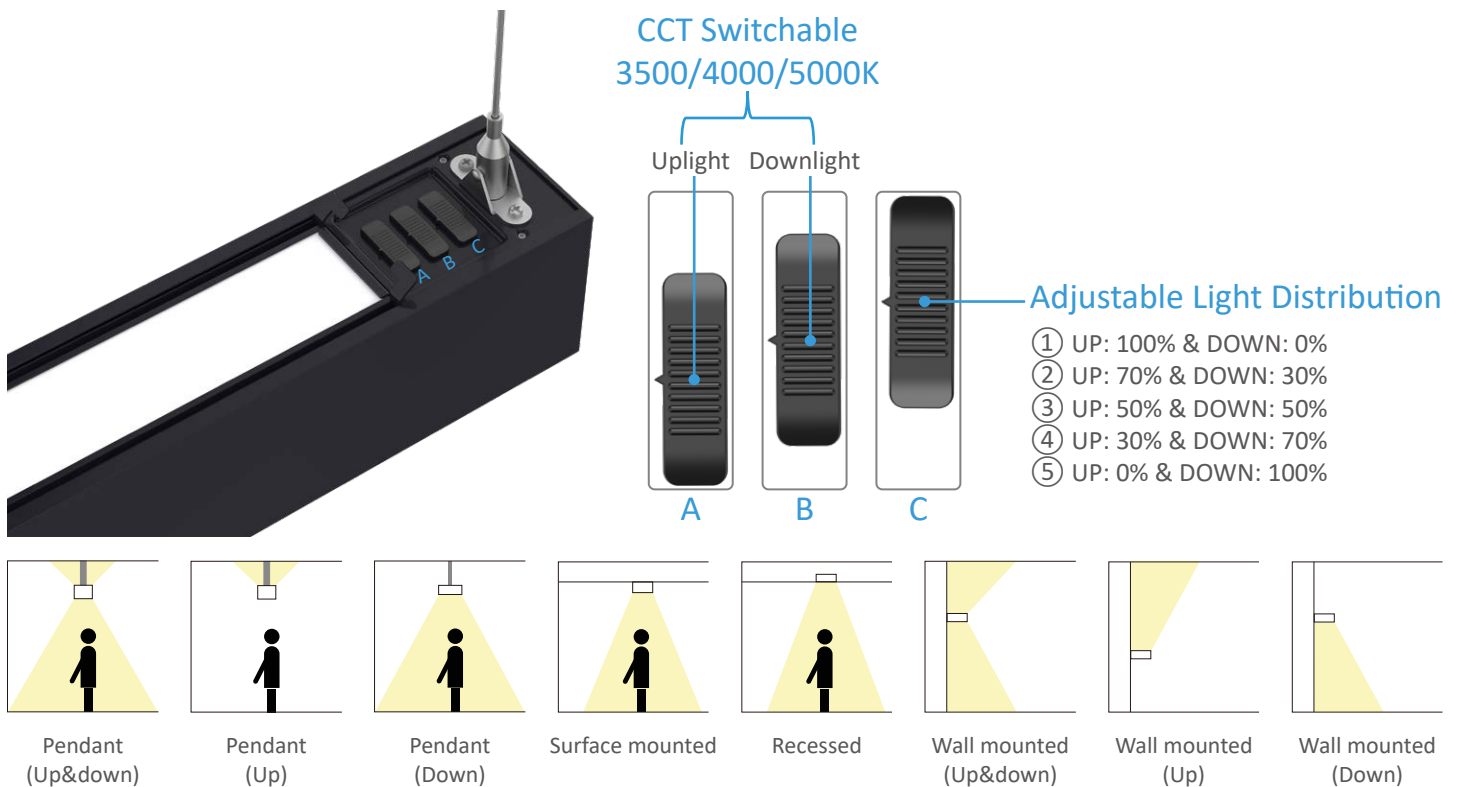
- UL



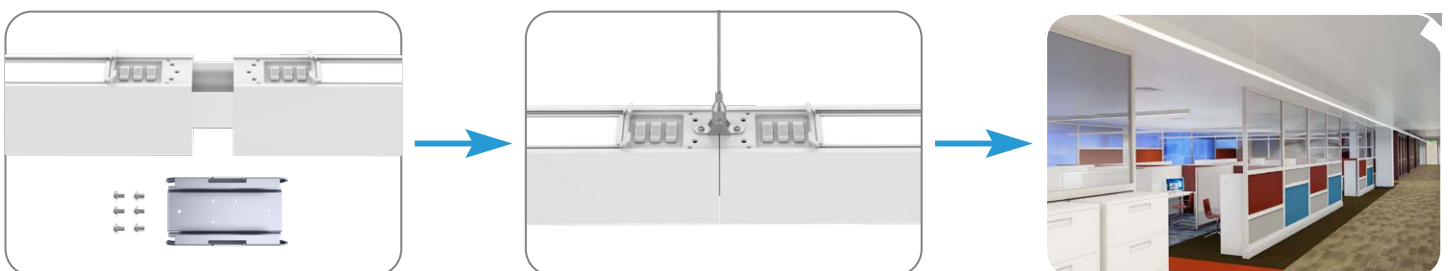
## FEATURES

- Working voltage 120-277V and 120-347V for options.
- Light Direction is selectable from Down only, Up only or both Down & Up lights.
- Up 100%+Down 0%, Up 70%+Down 30%, Up 50%+Down 50%, Up 30%+Down 70%, Up 0%+Down 100%, five lighting distribution ways switchable.
- Control CCT of down or uplight individually. Switch from 3500K, 4000K & 5000K.
- Unique end cap simplifies installation, seamless continuous runs or individuals.
- Pendant mounting, surface mounting and wall mounting standard.
- White, black and silver finish for options.
- Sensor and emergency battery backup are available.

## Color Temperature & Light Distribution Field Adjustable Controls



## Seamless continuous connection without screw easily



# Architectural LED Linear Light DB77E

## PERFORMANCE SUMMARY

Model	Light Distribution	Size	Total Watts	UP	UP Watts	DOWN	DOWN Watts	CCT	Efficacy (LM/W)	Voltage	DIM	CIR	Beam Angle						
DB77E-2-24W	100% Down Lighting	2FT	24W	0%	0W	100%	24W	Single CCT 2700K-6500K	125lm/W	AC120-277V AC120-347V	0-10V	80	110°						
DB77E-4-36W		4FT	36W	0%	0W	100%	36W												
DB77E-4-50W		4FT	50W	0%	0W	100%	50W												
DB77E-8-72W		8FT	72W	0%	0W	100%	72W												
DB77E-8-100W		8FT	100W	0%	0W	100%	100W												
DB77E-2-24W	30% Up & 70% Down	2FT	24W	30%	7W	70%	17W	Single CCT 2700K-6500K	125lm/W	AC120-277V AC120-347V	0-10V	80	110°						
DB77E-4-36W		4FT	36W	30%	10W	70%	26W												
DB77E-4-50W		4FT	50W	30%	15W	70%	35W												
DB77E-8-72W		8FT	72W	30%	22W	70%	50W												
DB77E-8-100W		8FT	100W	30%	30W	70%	70W												
DB77E-2-24W-A5C3	Adjustable Up & Down Lighting	2FT	24W	100%	24W	0%	0W	UP: 35/40/50K Select Down: 35/40/50K Select	125lm/W	AC120-277V AC120-347V	0-10V	80	110°						
				70%	17W	30%	7W												
				50%	12W	50%	12W												
				30%	7W	70%	17W												
				0%	0W	100%	24W												
DB77E-4-36W-A5C3		4FT	36W	100%	36W	0%	0W												
				70%	26W	30%	10W												
				50%	18W	50%	18W												
				30%	10W	70%	26W												
				0%	0W	100%	36W												
DB77E-4-50W-A5C3		4FT	50W	UP: 100% & DOWN: 0%															
				UP: 70% & DOWN: 30%															
				UP: 50% & DOWN: 50%															
				UP: 30% & DOWN: 70%															
				UP: 0% & DOWN: 100%															
					100%	50W	0%							0W					
					70%	35W	30%							15W					
					50%	25W	50%							25W					
					30%	15W	70%							35W					
					0%	0W	100%							50W					


Remarks: All above efficiency are subject to white finish @4000K, silver finish is less 5%, black finish is less 20%, please check IES files for accurate data.

## PERFORMANCE

- LED Type: SMD2835
- THD: <20%
- Power Factor: ≥0.90
- IP Rating: IP20
- Life Time: >50,000Hrs
- Warranty: 5 years
- Frequency: 50/60Hz
- Dimmable: 0-10V Dimming (Dim to off)
- Surge Protection: L-N :2.5KV; L&N-PE:2.5KV
- Operating Temp.: -4°F to 113°F  
(-20°C to +45°C)

## CONSTRUCTION

- Lens: PS frosted
- Housing: Aluminum 6063-T5
- Finish: White(Standard), Black(Standard), Silver(Customized)



## MOUNTING

- Pendant mounting
- Surface mounting
- Wall mounting
- Linkable mounting

## CONTINUOUS MOUNT QUANTITIES

2FT-24W: 28PCS max  
4FT-36W: 20PCS max  
4FT-50W: 15PCS max  
8FT-72W: 10PCS max  
8FT-100W: 7PCS max

## Mounting / Accessories



Straight Connector



L Connector



T Connector



+ Connector



Cutable Flexible Cover



Round Canopy &  
Power Cable



Square Canopy &  
Power Cable



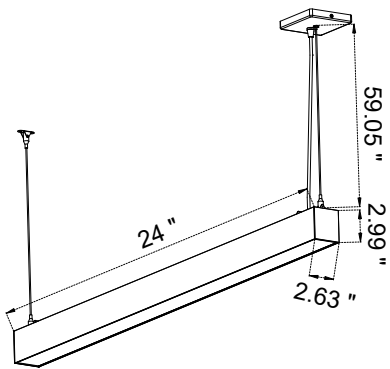
Microwave Motion Sensor  
(Merrytek)



Emergency Battery Backup

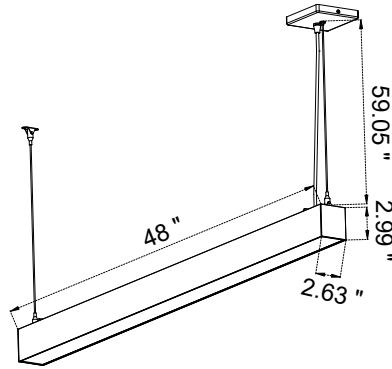
## PRODUCT DIMENSION

( unit: mm & inch )



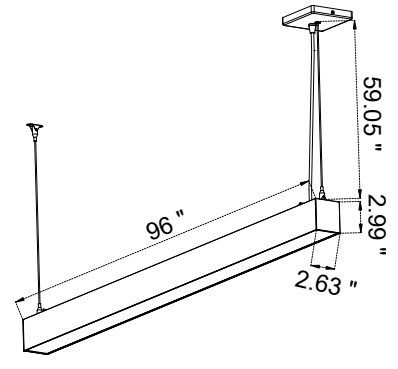
**2FT**

2FT: L x W x H  
24" x 2.63" x 2.99"



**4FT**


4FT: L x W x H  
48" x 2.63" x 2.99"



**8FT**

8FT: L x W x H  
96" x 2.63" x 2.99"

## PACKING INFO

Type	Product Weight (LB)		Package Weight (LB)		Carton Size (INCH)	Q'ty/CTN (PCS)	20GP (PCS)	40HQ (PCS)
	N.W/PCS	G.W/PCS	N.W/CTN	G.W/CTN				
2FT (Pendant)	3.86	4.6	23.15	27.78	28.5*10.3*17.3	6		
4FT (Pendant)	6.06	7.2	36.4	43	52.6*10.2*17.3	6		
8FT (Pendant)	11.1	13	22.05	26	100.3*11.3*5.9	2		
2FT (Surface/Wall Mounted)	3.09	3.86	18.56	23.15	26*13.2*11.9	6		
4FT (Surface/Wall Mounted)	5.3	6.4	31.75	38.4	50.8*13.2*11.8	6		
8FT (Surface/Wall Mounted)	10.3	12.13	20.50	24.5	98*8.9*6.1	2		
Ccrner 	2.9	3.44	11.47	13.76	20.1*12*12.2	4		
Ccrner T	2.2	2.76	8.82	11	20.1*12*19.2	4		
Ccrner L	1.66	2.12	6.62	8.5	20*16.4*17	4		